


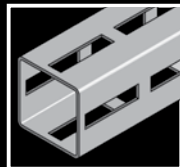



EzyStrut

Cable & Pipe Supports

** We manufacture in Australia, and have supported Australian jobs for over 30 years.*



**AUSTRALIA'S LEADING RANGE OF
CABLE AND PIPE SUPPORT SYSTEMS.**

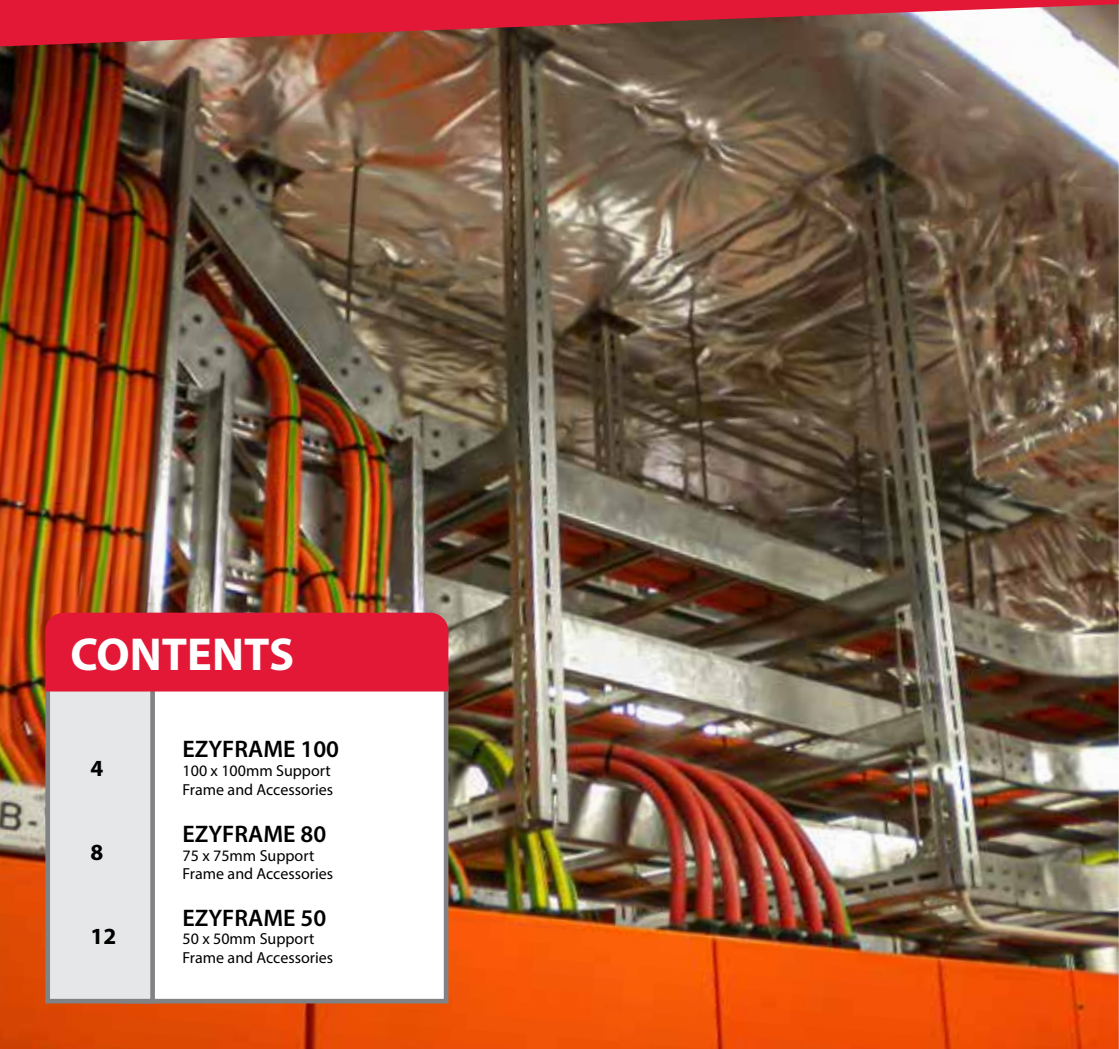
www.ezystrut.com.au

EZYFRAME

INTRODUCING EZYFRAME:

Australia's leading range of cable and pipe solutions has grown again, now featuring an economical and labour-saving line up of modular and adjustable support systems.

WHY RISK INSTALLING ANYTHING ELSE?



CONTENTS

4

EZYFRAME 100
100 x 100mm Support
Frame and Accessories

8

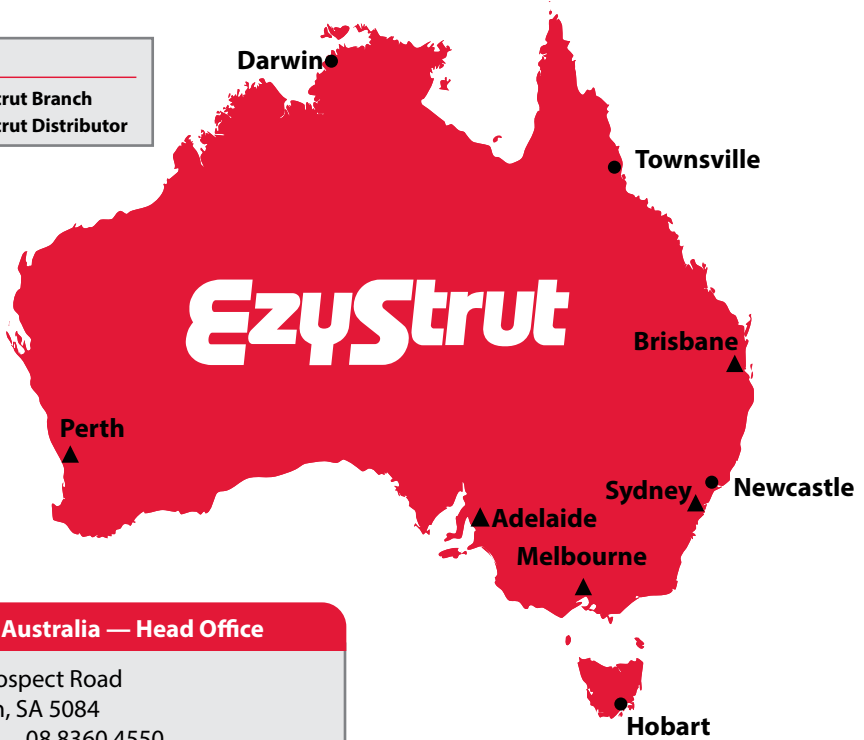
EZYFRAME 80
75 x 75mm Support
Frame and Accessories

12

EZYFRAME 50
50 x 50mm Support
Frame and Accessories

KEY:

- ▲ EzyStrut Branch
- EzyStrut Distributor



South Australia — Head Office

580 Prospect Road
Kilburn, SA 5084
Tel: 08 8360 4550
Email: sa.sales@ezystrut.com.au

New South Wales

480 Marion Street
Bankstown Aerodrome, NSW 2200
Tel: 02 8783 7555
Email: nsw.sales@ezystrut.com.au

Victoria

5/131 Calarco Drive
Derrimut, VIC 3026
Tel: 03 8368 7555
Email: vic.sales@ezystrut.com.au

Western Australia

12 Vale Street
Malaga, WA 6090
Tel: 08 9249 7966
Email: wa.sales@ezystrut.com.au

Queensland

25 Machinery Street
Darra, QLD 4076
Tel: 07 3259 6844
Email: qld.sales@ezystrut.com.au



www.ezystrut.com.au



www.instagram.com/ezystrut



www.linkedin.com/company/ezystrut



www.youtube.com/@ezystrut

EZYFRAME 100

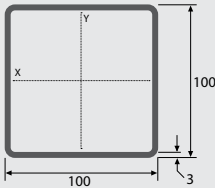
EzyFrame is a fully modular, adjustable support system which is an economical and time-saving alternative to standard welded construction.

- Labour saving
- Minimum lead times for finished product
- Advanced modular bolting system
- High torsion stiffness
- Fully dismantlable
- Comprehensive range of accessories
- Fully compatible with EzyStrut channel, cable and pipe support systems.

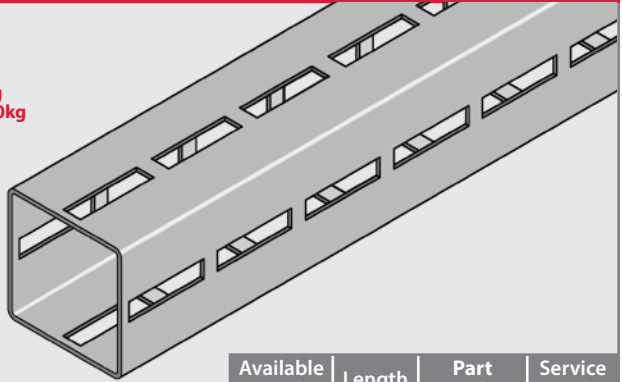
EZYFRAME 100

LOAD PER METRE (UWL)

SPAN 3.0m	1325kg
2.5m	1922kg
2.0m	2535kg
1.5m	3390kg

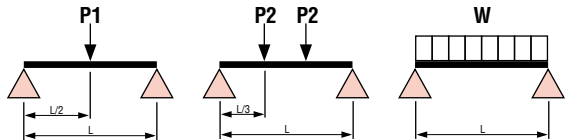


Slot size: 65 x 15.5mm
 Slot spacing: 80mm centres
 Material type: 345 MPa
 fy = 345 MPa, E = 200 GPa



Available Finish	Length	Part Number	Service Guide
H	6m	EF1006H	A
	3m	EF1003H	C

SECTION PROPERTIES	PART NO.	EF100
	WEIGHT (kg/m)	8.27
	AREA OF SECTION (mm ²)	955
X - X AXIS	MOMENT OF INERTIA I 10 ⁶ mm ⁴	1.55
	SECTION MODULUS Z 10 ³ mm ³	30.996
	RADIUS OF GYRATION r mm	40.29
Y - Y AXIS	MOMENT OF INERTIA I 10 ⁶ mm ⁴	1.55
	SECTION MODULUS Z 10 ³ mm ³	30.996
	RADIUS OF GYRATION r mm	40.29



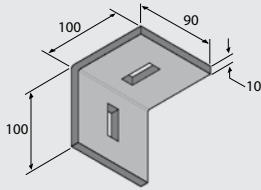
SPAN (mm)	P1 (kg)	P2 (kg)	W (kg) (uniform)
1000	2549	1871	4550
1500	1695	1271	3390
2000	1267	950	2535
2500	1010	705*	1922*
3000	828*	486*	1325*
3500	602*	353*	963*
4000	455*	267*	727*
4500	353*	207*	456*
5000	279*	164*	446*
5500	224*	131*	358*
6000	182*	107*	290*

Capacity tables to AS4100. The allowable working loads are based on the ultimate capacity of a simply supported beam, divided by a 1.5 factor. The mid-span deflection from working load has been limited to span divided by 200. The working loads include allowance for beam self-weight.

*indicates working load governed by deflection.

Service Guide Key: **A** Usually in stock at all branches **B** Usually in stock at head office
C Normal lead time **D** Made to Order (lead time on enquiry)

EF100-1026 ANGLE BRACKET



Slots: 40 x 15.5mm
Order 2 x EF80100-BNSZ separately for installation



Available Finish

H

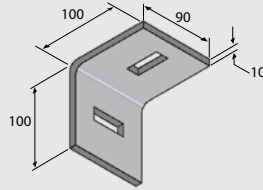
Part Number

EF100-1026H

Service Guide

A

EF100-1068 ANGLE BRACKET



Slots: 40 x 15.5mm
Order 2 x EF80100-BNSZ separately for installation



Available Finish

H

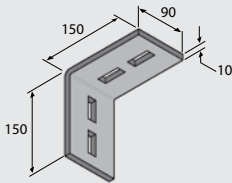
Part Number

EF100-1068H

Service Guide

A

EF100-1325 ANGLE BRACKET



Slots: 40 x 15.5mm
Order 4 x EF80100-BNSZ separately for installation



Available Finish

H

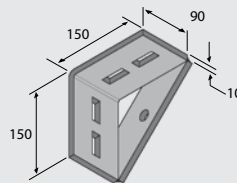
Part Number

EF100-1325H

Service Guide

A

EF100-2484 ANGLE BRACKET



Slots: 40 x 15.5mm
Order 4 x EF80100-BNSZ separately for installation



Available Finish

H

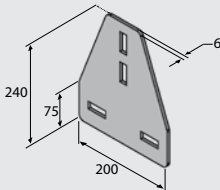
Part Number

EF100-2484H

Service Guide

A

EF80100-1358 TEE BRACKET



Slots: 40 x 15.5mm
Order 4 x EF80100-BNSZ separately for installation



Available Finish

H

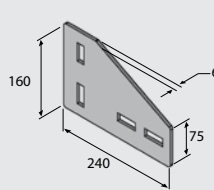
Part Number

EF80100-1358H

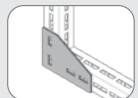
Service Guide

C

EF80100-1359 ANGLE BRACKET



Slots: 40 x 15.5mm
Order 4 x EF80100-BNSZ separately for installation



Available Finish

H

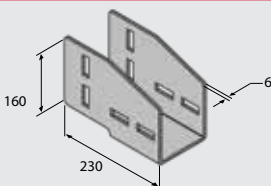
Part Number

EF80100-1359H

Service Guide

C

EF100-156 ANGLE BRACKET



Slots: 40 x 15.5mm
Order 8 x EF80100-BNSZ separately for installation



Available Finish

H

Part Number

EF100-156H

Service Guide

C

EF80100-BN SPRING BOLTS

A



Use with products featuring 15.5mm slots (EF80 & EF100)
10.9 Grade, Zinc Nickel

B



Use with products featuring 14mm round holes (EF80 & EF100)
10.9 Grade, Zinc Nickel

Available Finish

Item A

Part Number

EF80100-BNSZ

Service Guide

A

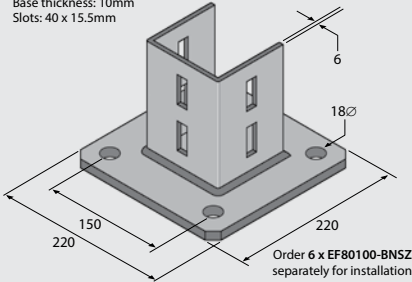
Item B

EF80100-BNRZ

A

EF100-2072 BASE PLATE

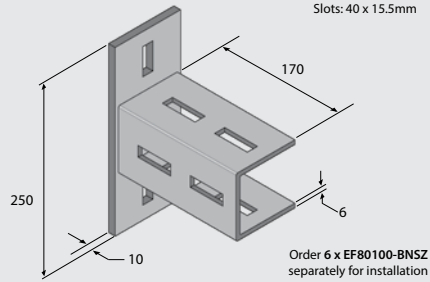
Base thickness: 10mm
Slots: 40 x 15.5mm



Available Finish	Part Number	Service Guide
H	EF100-2072H	A

EF100-2WB 2-WAY BRACKET

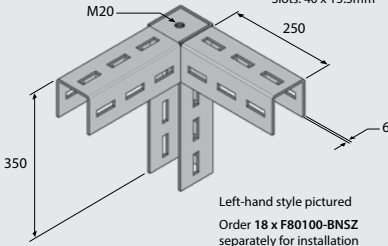
Slots: 40 x 15.5mm



Available Finish	Part Number	Service Guide
H	EF100-2WBH	A

EF100-3WB 3-WAY BRACKET

Slots: 40 x 15.5mm

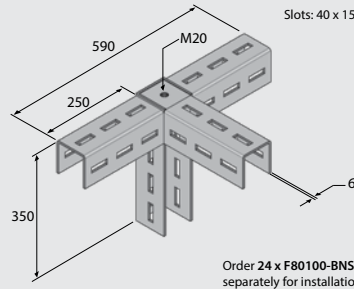


Left-hand style pictured
Order 18 x F80100-BNSZ
separately for installation

	Part Number	Service Guide
Left	EF100-3WBLH	C
Right	EF100-3WBRH	C

EF100-4WB 4-WAY BRACKET

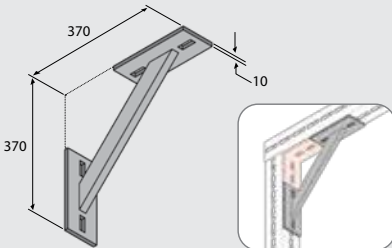
Slots: 40 x 15.5mm



Order 24 x F80100-BNSZ
separately for installation

Available Finish	Part Number	Service Guide
H	EF100-4WBH	C

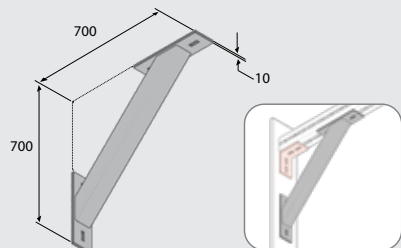
EF100-157 BRACE



Order 4 x EF80100-BNSZ separately for installation
To be used in conjunction with EF100-1325 or EF100-2848 (see inset)

Available Finish	Part Number	Service Guide
H	EF100-157H	C

EF100-158 WALL BRACE



Order 4 x EF80100-BNSZ separately for installation
To be used in conjunction with EF100-1325 or EF100-2848 (see inset)

Available Finish	Part Number	Service Guide
H	EF100-158H	C

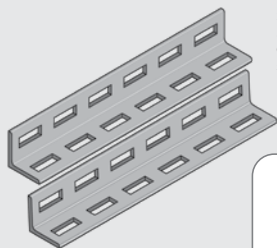
Service Guide Key: **A** Usually in stock at all branches

C Normal lead time

B Usually in stock at head office

D Made to Order (lead time on enquiry)

EF100-1377 JOINER SET



Slots: 40 x 15.5mm
Material Thickness: 8mm
Order 8 x EF80100-BNSZ separately for installation

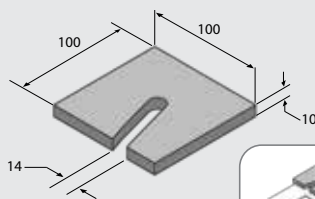


Available Finish
H

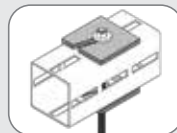
Part Number
EF100-1377H

Service Guide
C

EF100-1064 FLAT PLATE



Order threaded rod and fasteners separately for installation

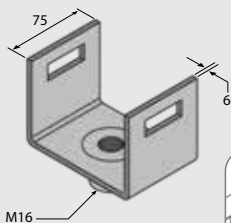


Available Finish
H

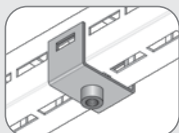
Part Number
EF100-1064H

Service Guide
A

EF100-TC16 ROD CONNECTOR



Slots: 40 x 15.5mm
Order 2 x EF80100-BNSZ separately for installation



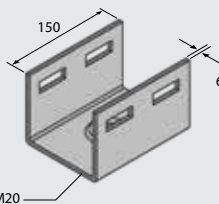
Order threaded rod and fasteners separately for installation

Available Finish
H

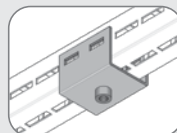
Part Number
EF100-TC16H

Service Guide
C

EF100-TC20 ROD CONNECTOR



Slots: 40 x 15.5mm
Order 4 x EF80100-BNSZ separately for installation



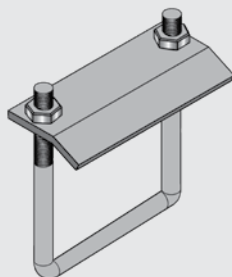
Order threaded rod and fasteners separately for installation

Available Finish
H

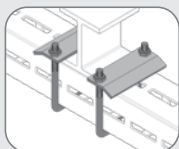
Part Number
EF100-TC20H

Service Guide
C

EF100-174 BEAM CLAMP



Fasteners included.
Install in pairs.



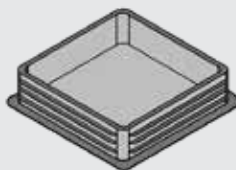
Available Finish
H

Part Number
EF100-174H

Service Guide
C

EF100-2240 END CAP

Colour: Black



Available Finish
P

Part Number
EF100-2240P

Service Guide
C

EZYFRAME 80

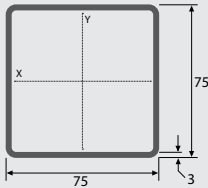
EzyFrame is a fully modular, adjustable support system which is an economical and time-saving alternative to standard welded construction.

- Labour saving
- Minimum lead times for finished product
- Advanced modular bolting system
- High torsion stiffness
- Fully dismantable
- Comprehensive range of accessories
- Fully compatible with EzyStrut channel, cable and pipe support systems.

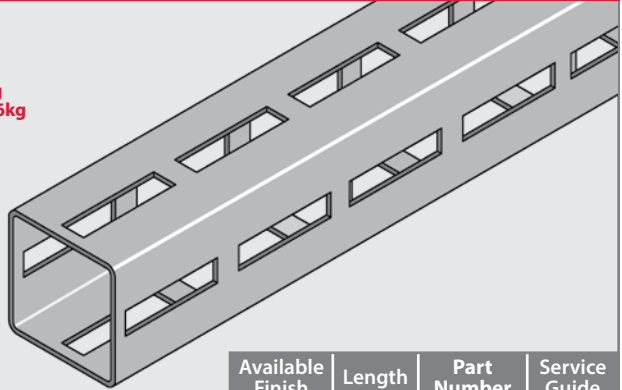
EZYFRAME 80

LOAD PER METRE (UWL)

SPAN 3.0m	500kg
2.5m	730kg
2.0m	1157kg
1.5m	1986kg

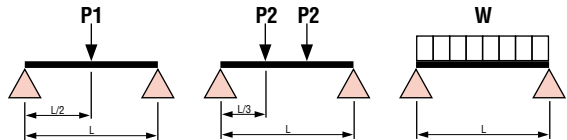


Slot size: 65 x 15.5mm
 Slot spacing: 80mm centres
 Material type: 345 MPa
 $f_y = 345 \text{ MPa}$, $E = 200 \text{ GPa}$



Available Finish	Length	Part Number	Service Guide
H	6m	EF806H	A
	3m	EF803H	C

SECTION PROPERTIES	PART NO.	EF80
	WEIGHT (kg/m)	5.76
	AREA OF SECTION (mm ²)	655
X - X AXIS	MOMENT OF INERTIA $I 10^6 \text{ mm}^4$	0.594
	SECTION MODULUS $Z 10^3 \text{ mm}^3$	15.83
	RADIUS OF GYRATION $r \text{ mm}$	30.11
Y - Y AXIS	MOMENT OF INERTIA $I 10^6 \text{ mm}^4$	0.594
	SECTION MODULUS $Z 10^3 \text{ mm}^3$	15.83
	RADIUS OF GYRATION $r \text{ mm}$	30.11



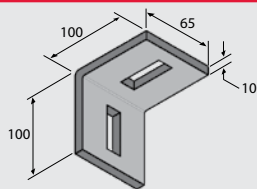
SPAN (mm)	P1 (kg)	P2 (kg)	W (kg) (uniform)
1000	1494	1120	2805
1500	993	745	1986
2000	720*	422*	1157*
2500	456*	268*	730*
3000	313*	184*	500*
3500	225*	132*	360*
4000	168*	94*	269*
4500	128*	75*	205*
5000	99*	58*	159*
5500	77*	45*	124*
6000	60*	35*	97*

Capacity tables to AS4100. The allowable working loads are based on the ultimate capacity of a simply supported beam, divided by a 1.5 factor. The mid-span deflection from working load has been limited to span divided by 200. The working loads include allowance for beam self-weight.

*indicates working load governed by deflection.

Service Guide Key: **A** Usually in stock at all branches **B** Usually in stock at head office
C Normal lead time **D** Made to Order (lead time on enquiry)

EF80-1026 ANGLE BRACKET



Slots: 40 x 15.5mm
Order 2 x EF80100-BNSZ separately for installation

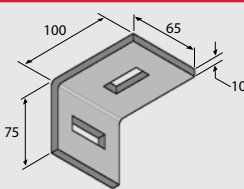


Available Finish
H

Part Number
EF80-1026H

Service Guide
A

EF80-1068 ANGLE BRACKET



Slots: 40 x 15.5mm
Order 2 x EF80100-BNSZ separately for installation

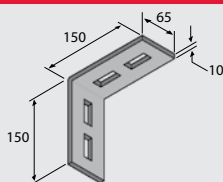


Available Finish
H

Part Number
EF80-1068H

Service Guide
A

EF80-1325 ANGLE BRACKET



Slots: 40 x 15.5mm
Order 4 x EF80100-BNSZ separately for installation

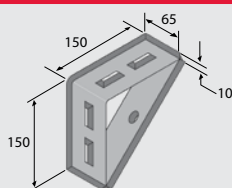


Available Finish
H

Part Number
EF80-1325H

Service Guide
A

EF80-2484 ANGLE BRACKET



Slots: 40 x 15.5mm
Order 4 x EF80100-BNSZ separately for installation

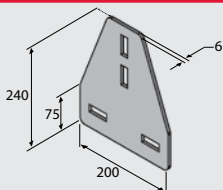


Available Finish
H

Part Number
EF80-2484H

Service Guide
A

EF80100-1358 TEE BRACKET



Slots: 40 x 15.5mm
Order 4 x EF80100-BNSZ separately for installation

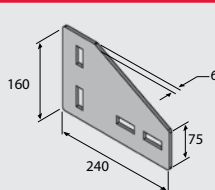


Available Finish
H

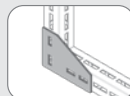
Part Number
EF80100-1358H

Service Guide
C

EF80100-1359 ANGLE BRACKET



Slots: 40 x 15.5mm
Order 4 x EF80100-BNSZ separately for installation

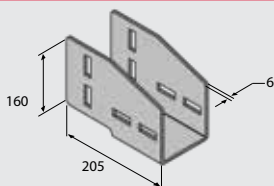


Available Finish
H

Part Number
EF80100-1359H

Service Guide
C

EF80-156 ANGLE BRACKET



Slots: 40 x 15.5mm
Order 8 x EF80100-BNSZ separately for installation



Available Finish
H

Part Number
EF80-156H

Service Guide
C

EF80100-BN SPRING BOLTS



Use with products featuring 15.5mm slots (EF80 & EF100)
10.9 Grade, Zinc Nickel



Use with products featuring 14mm round holes (EF80 & EF100)
10.9 Grade, Zinc Nickel

Item A
EF80100-BNSZ

Part Number
EF80100-BNSZ

Service Guide
A

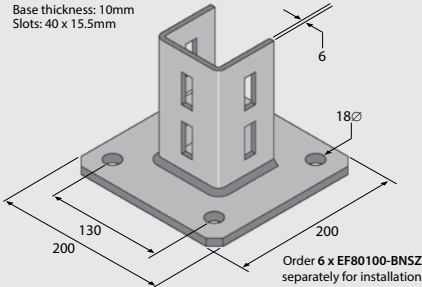
Item B
EF80100-BNRZ

Part Number
EF80100-BNRZ

Service Guide
A

EF80-2072 BASE PLATE

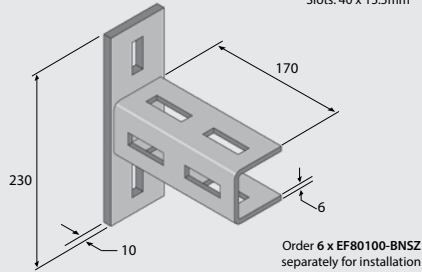
Base thickness: 10mm
Slots: 40 x 15.5mm



Available Finish	Part Number	Service Guide
H	EF80-2072H	A

EF80-2WB 2-WAY BRACKET

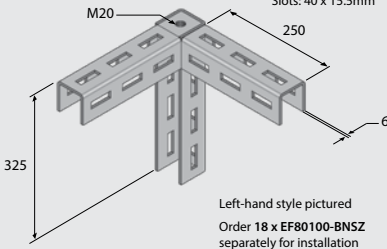
Slots: 40 x 15.5mm



Available Finish	Part Number	Service Guide
H	EF80-2WBH	A

EF80-3WB 3-WAY BRACKET

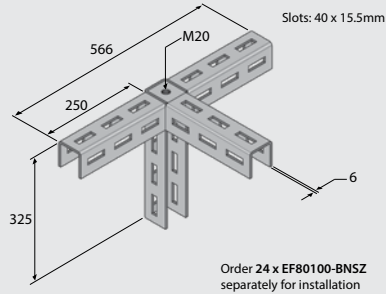
Slots: 40 x 15.5mm



	Part Number	Service Guide
Left	EF80-3WBLH	C
Right	EF80-3WBRH	C

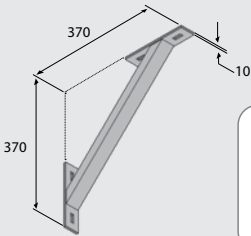
EF80-4WB 4-WAY BRACKET

Slots: 40 x 15.5mm



Available Finish	Part Number	Service Guide
H	EF80-4WBH	C

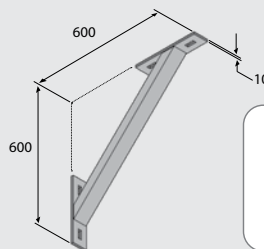
EF80-157 BRACE



Order 4 x EF80100-BNSZ separately for installation
To be used in conjunction with EF80-1325 or EF80-2848 (see inset)

Available Finish	Part Number	Service Guide
H	EF80-157H	C

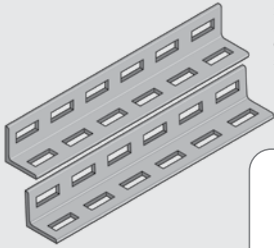
EF80-158 WALL BRACE



Order 4 x EF80100-BNSZ separately for installation
To be used in conjunction with EF80-1325 or EF80-2848 (see inset)

Available Finish	Part Number	Service Guide
H	EF100-158H	C

EF80-1377 JOINER SET

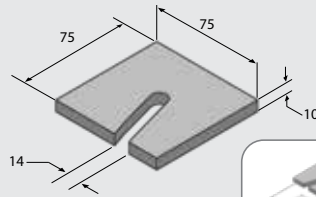


Slots: 40 x 15.5mm
Material Thickness: 8mm
Order 8 x EF80100-BNSZ separately for installation

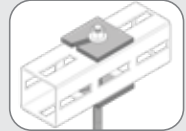


Available Finish	Part Number	Service Guide
H	EF80-1377H	C

EF80-1064 FLAT PLATE

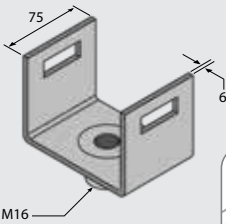


Order threaded rod and fasteners separately for installation

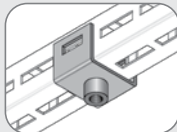


Available Finish	Part Number	Service Guide
H	EF80-1064H	A

EF80-TC16 ROD CONNECTOR



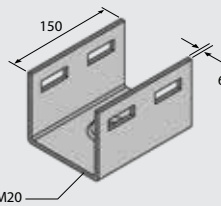
Slots: 40 x 15.5mm
Order 2 x EF80100-BNSZ separately for installation



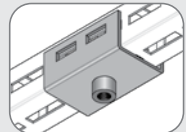
Order threaded rod and fasteners separately for installation

Available Finish	Part Number	Service Guide
H	EF80-TC16H	C

EF80-TC20 ROD CONNECTOR



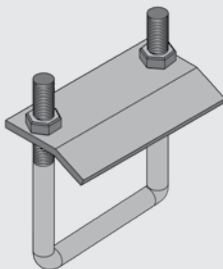
Slots: 40 x 15.5mm
Order 4 x EF80100-BNSZ separately for installation



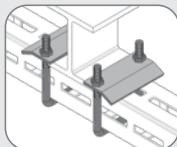
Order threaded rod and fasteners separately for installation

Available Finish	Part Number	Service Guide
H	EF80-TC20H	C

EF80-174 BEAM CLAMP

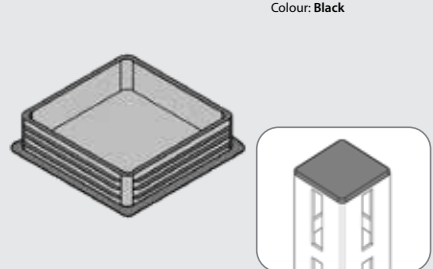


Fasteners included.
Install in pairs.



Available Finish	Part Number	Service Guide
H	EF80-174H	C

EF80-2240 END CAP



Colour: Black

Available Finish	Part Number	Service Guide
P	EF80-2240P	C

EZYFRAME 50

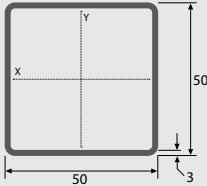
EzyFrame is a fully modular, adjustable support system which is an economical and time-saving alternative to standard welded construction.

- Labour saving
- Minimum lead times for finished product
- Advanced modular bolting system
- High torsion stiffness
- Fully dismantable
- Comprehensive range of accessories
- Fully compatible with EzyStrut channel, cable and pipe support systems.

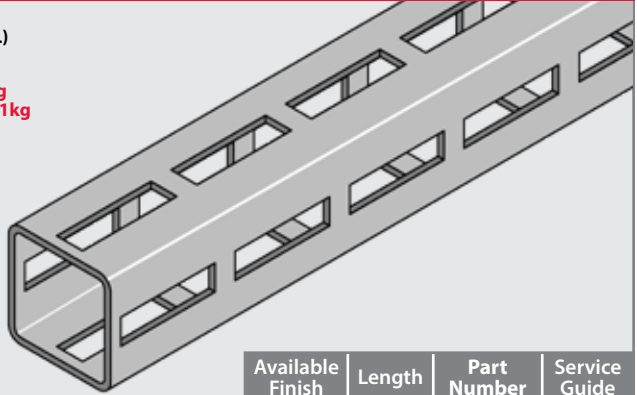
EZYFRAME 50

LOAD PER METRE (UWL)

SPAN	LOAD PER METRE (UWL)
3.0m	124kg
2.5m	184kg
2.0m	295kg
1.5m	531kg

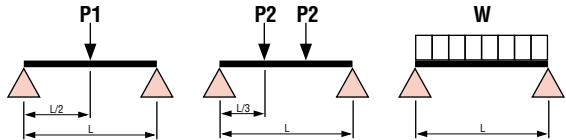


Slot size: 46 x 12mm
 Slot spacing: 56mm centres
 Material type: 345 MPa
 fy = 345 MPa, E = 200 GPa



Available Finish	Length	Part Number	Service Guide
H	6m	EF506H	A
	3m	EF503H	C

SECTION PROPERTIES	PART NO.	EF50
	WEIGHT (kg/m)	3.67
	AREA OF SECTION (mm ²)	397
X - X AXIS	MOMENT OF INERTIA I 10 ⁶ mm ⁴	0.154
	SECTION MODULUS Z 10 ³ mm ³	6.16
	RADIUS OF GYRATION r mm	19.70
Y - Y AXIS	MOMENT OF INERTIA I 10 ⁶ mm ⁴	0.154
	SECTION MODULUS Z 10 ³ mm ³	6.16
	RADIUS OF GYRATION r mm	19.70



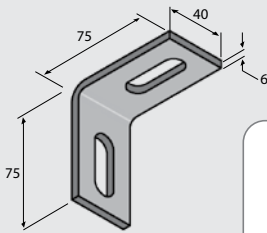
SPAN (mm)	P1 (kg)	P2 (kg)	W (kg) (uniform)
1000	1262	872	2094
1500	840	630	1608
2000	629	441*	1202*
2500	480*	281*	767*
3000	332*	195*	531*
3500	242*	142*	388*
4000	184*	108*	295*
4500	144*	85*	230*
5000	115*	68*	184*
5500	94*	55*	150*
6000	77*	45*	124*

Capacity tables to AS4100. The allowable working loads are based on the ultimate capacity of a simply supported beam, divided by a 1.5 factor. The mid-span deflection from working load has been limited to span divided by 200. The working loads include allowance for beam self-weight.

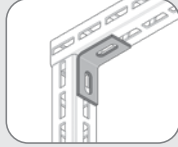
*indicates working load governed by deflection.

Service Guide Key: **A** Usually in stock at all branches **B** Usually in stock at head office
C Normal lead time **D** Made to Order (lead time on enquiry)

EF50-1026 ANGLE BRACKET



Slots: 40 x 12mm
Order 2 x EF50-BNSZ
separately for installation



Available
Finish

H

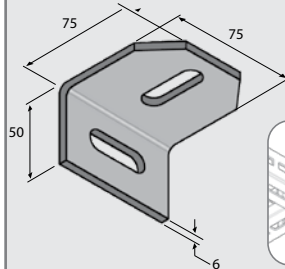
Part
Number

EF50-1026H

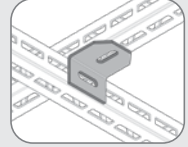
Service Guide

A

EF50-1068 ANGLE BRACKET



Slots: 40 x 12mm
Order 2 x EF50-BNSZ
separately for installation



Available
Finish

H

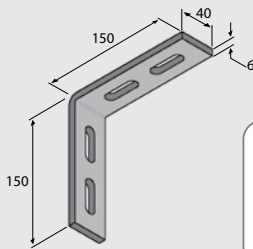
Part
Number

EF50-1068H

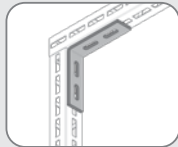
Service Guide

A

EF50-1325 ANGLE BRACKET



Slots: 40 x 12mm
Order 4 x EF50-BNSZ
separately for installation



Available
Finish

H

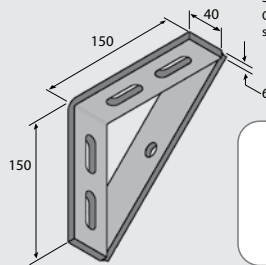
Part
Number

EF50-1325H

Service Guide

A

EF50-2484 ANGLE BRACKET



Slots: 40 x 12mm
Order 4 x EF50-BNSZ
separately for installation



Available
Finish

H

Part
Number

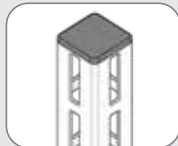
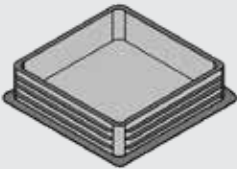
EF50-2484H

Service Guide

A

EF50-2240 END CAP

Colour: Black



Available
Finish

P

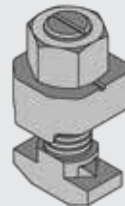
Part
Number

EF50-2240P

Service
Guide

C

EF50-BNS SPRING BOLTS



Use with products featuring
12mm slots (EF50)
10.9 Grade, Zinc Nickel

Available
Finish

Zinc-Nickel

Part
Number

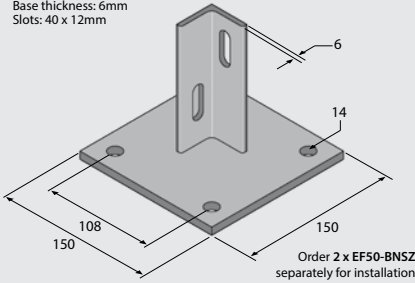
EF50-BNSZ

Service Guide

C

EF50-2072 BASE PLATE

Base thickness: 6mm
Slots: 40 x 12mm

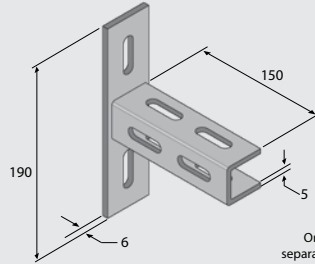


Order 2 x EF50-BNSZ separately for installation

Available Finish	Part Number	Service Guide
H	EF50-2072H	A

EF50-2WB 2-WAY BRACKET

Slots: 40 x 12mm

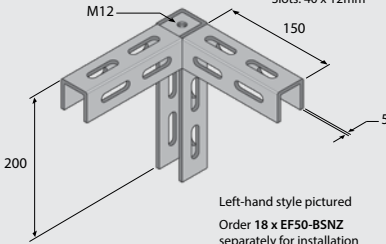


Order 6 x EF50-BNSZ separately for installation

Available Finish	Part Number	Service Guide
H	EF50-2WBH	A

EF50-3WB 3-WAY BRACKET

Slots: 40 x 12mm

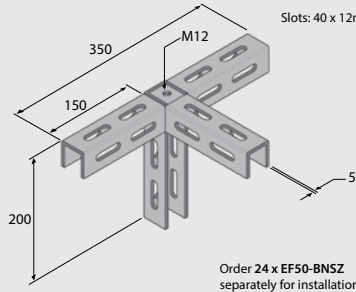


Left-hand style pictured
Order 18 x EF50-BNSZ separately for installation

	Part Number	Service Guide
Left	EF50-3WBLH	C
Right	EF50-3WBRH	C

EF50-4WB 4-WAY BRACKET

Slots: 40 x 12mm

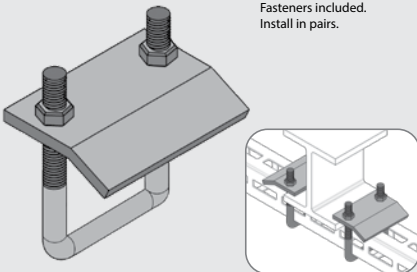


Order 24 x EF50-BNSZ separately for installation

Available Finish	Part Number	Service Guide
H	EF50-4WBH	C

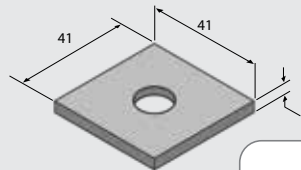
EF50-174 BEAM CLAMP

Fasteners included.
Install in pairs.



Available Finish	Part Number	Service Guide
H	EF50-174H	C

E1063 FLAT PLATE



Order M10 threaded rod and fasteners separately for installation

Available Finish	Part Number	Service Guide
H	E1063H	A

EZYFRAME OTHER ACCESSORIES

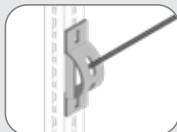
Along with the accessories listed alongside each type of EzyFrame in the previous pages, EzyStrut offers a number of innovative attachments that can be installed in conjunction all of our frame products, enabling construction, suspension or bracing of any frame design.

All of these accessories are compatible with the quick install spring bolt options and are designed to further maximise the versatility and value added to your project by the EzyFrame product range.

FB FLAT BRACE

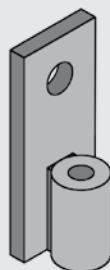


Order threaded rod and fasteners separately for installation



Suits EzyFrame	Part Number	Thread Size	Service Guide
EF100	EF100-FBH	M12 / M10	C
EF80	EF80-FBH	M12 / M10	C
EF50	EF50-FBH	M10	C

TB TENSIONING BRACE



Order threaded rod and fasteners separately for installation



Suits EzyFrame	Part Number	Rod Size	Service Guide
EF80 / 100	EF80100-TBH	M12	C
EF50	EF50-TBH	M10	C

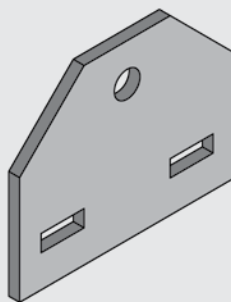
LL LIFTING LUG



Orange painted finish.

Suits EzyFrame	Part Number	Thread Size	Service Guide
EF80 / 100	EF80100-LL	M20	C
EF50	EF50-LL	M12	C

LB LIFTING BRACKET



Hole Size: M12
Suits EF80 and EF100 EzyFrame

Available Finish	Part Number	Service Guide
H	EF80100-LBH	C



www.ezystrut.com.au

South Australia (Head Office)

580 Prospect Road

Kilburn SA 5084

Tel: 08 8360 4550

Email: sa.sales@ezystrut.com.au

New South Wales

480 Marion Street

Bankstown Aerodrome NSW 2200

Tel: 02 8783 7555

Email: nsw.sales@ezystrut.com.au

Western Australia

12 Vale Street

Malaga WA 6090

Tel: 08 9249 7966

Email: wa.sales@ezystrut.com.au

Victoria

5/131 Calarco Drive

Derrimut VIC 3026

Tel: 03 8368 7555

Email: vic.sales@ezystrut.com.au

February 2025

Queensland

25 Machinery Street

Darra QLD 4076

Tel: 07 3259 6844

Email: qld.sales@ezystrut.com.au