

FIRE TEST CERTIFICATE

The element of construction described below was tested by EXOVA Warrington Fire on behalf of EzyStrut Cable & Pipe Supports, in accordance with the stated standard and achieved the test result stated below. Refer to the reference test for more information.

Referenced report
30134200.2

Test Standard
AS/NZS3013:2005

Description of Tested Product
EzyStrut ET5 Cable Tray

Support Type
Trapeze

Results Table

Product	Load (kg/m)	Support Span (m)	Width	Side-By-Side Option	Classification
ET5	12.5	1.5	150mm	twin trays, total load 25kg/m	WS5X
			300mm		
	20	1.0	150mm	twin trays, total load 40kg/m	
			300mm		

For full description of test specimens refer referenced test report.

Testing Authority

Exova Warringtonfire Aus Pty Ltd

Address

Unit 2, 409-411 Hammond Road, Dandenong VIC 3175

ABN

81 050 24 524

Supplier

EzyStrut Cable & Pipe Supports (A Division of Korvest Ltd)

ABN

20 007 698 106

Head Office

580 Prospect Road, Kilburn SA 5084

Phone

+61 8 8360 4550

Website

www.ezystrut.com.au

Authorisation



Stephen Taubitz
General Manager
EzyStrut Cable & Pipe Supports



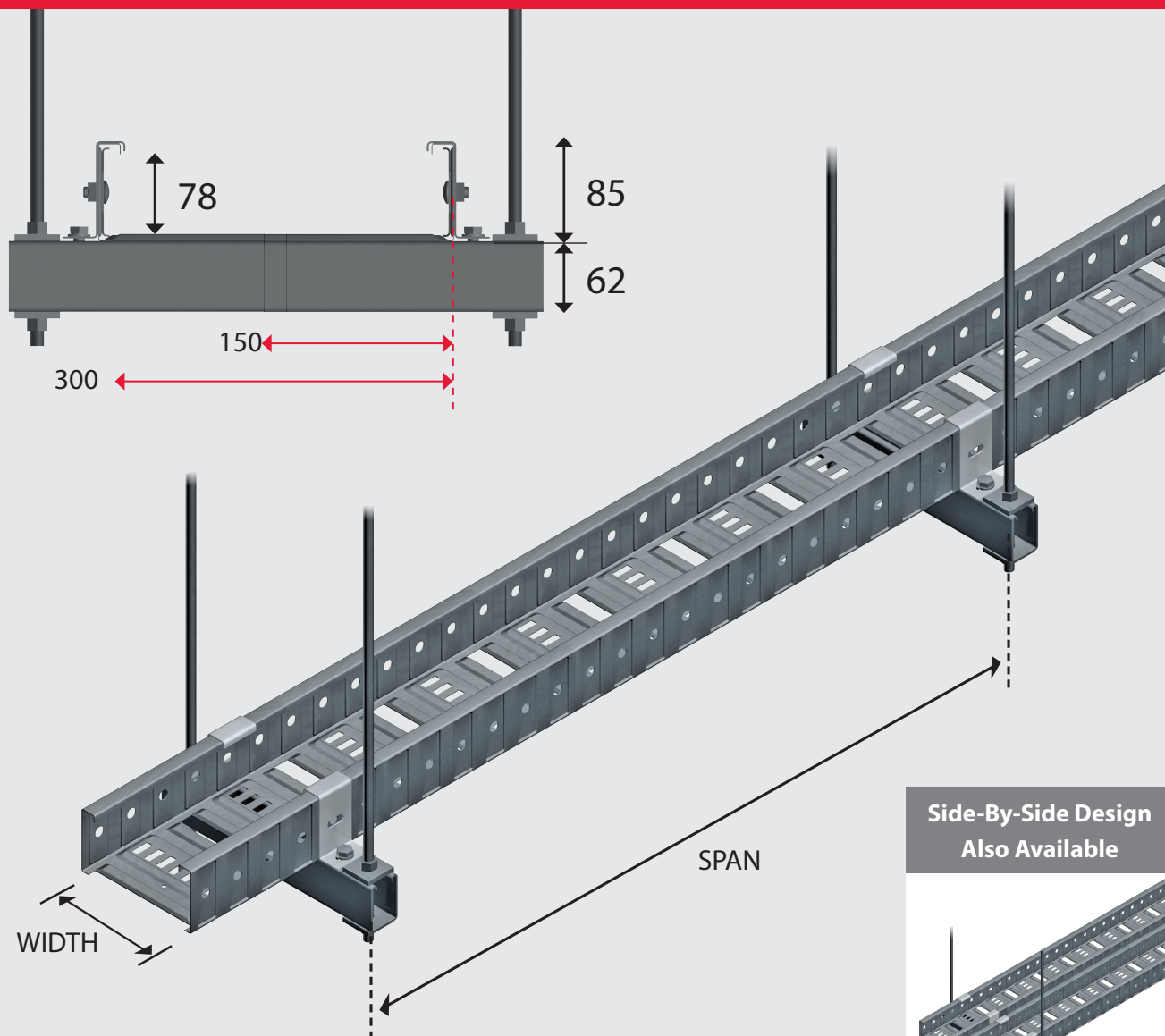
Brenton Davey
Engineering Manager
Korvest Ltd

LOOK FOR THE EZYSTRUT FIRE RATED TO AS/NZS3013:2005 LOGO.

It's a sure sign your cable management solution is designed in Australia, independently tested to meet Australian and New Zealand fire safety standards, and has been selected from Australia's widest range of fire rated products.

AS/NZS3013:2005
FIRE RATED
CABLE SUPPORT SYSTEMS

FRET5T FIRE RATED ET5 CABLE TRAY ON TRAPEZE

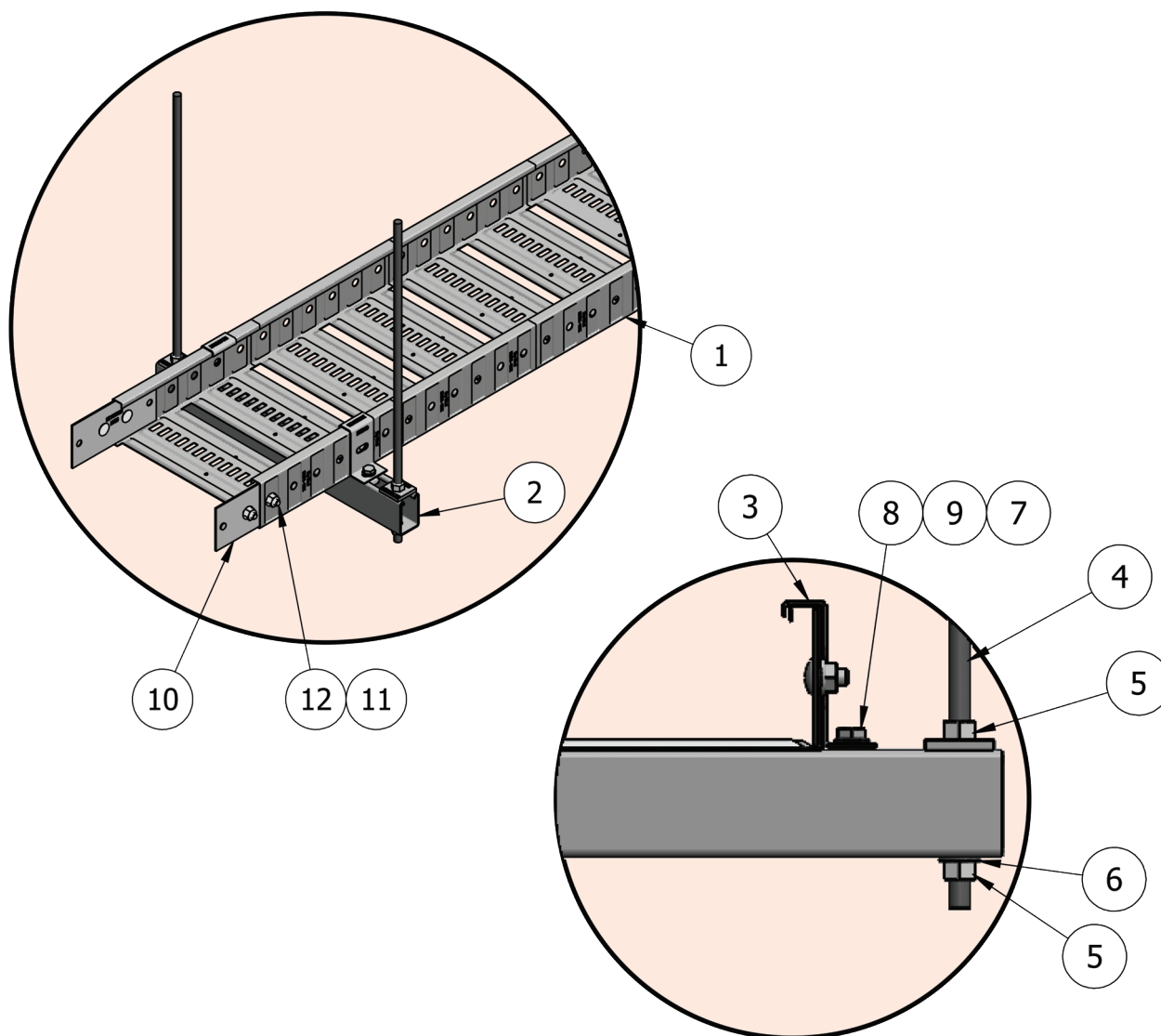


Load (kg/m)	Support Span (m)	Width Options	Length Options	Side-By-Side Options
12.5	1.5	150mm 300mm	3m	Available in side-by-side with M12 rod (total 25kg/m)
20	1	150mm 300mm	3m	Available in side-by-side with M12 rod (total 40kg/m)

EzyStrut will supply a tailored kit solution based on your selection from the load, width, length and tier options listed in the table above, as well as the overall length required.

To ensure AS/NZS3013:2005 compliance, all tray must be installed with the included splice plates, hold downs, trapeze brackets and fasteners, according to the recommended support span.

INSTALL GUIDE: SINGLE FRET5 TRAY ON TRAPEZE



KEY:

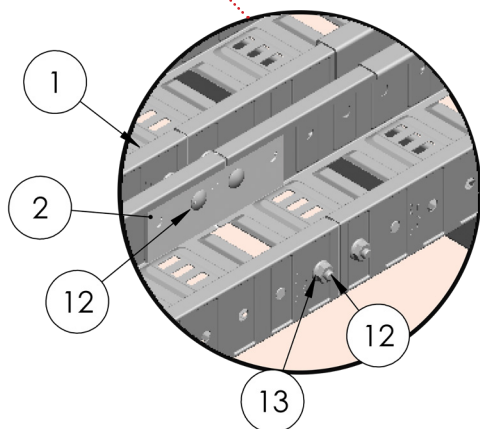
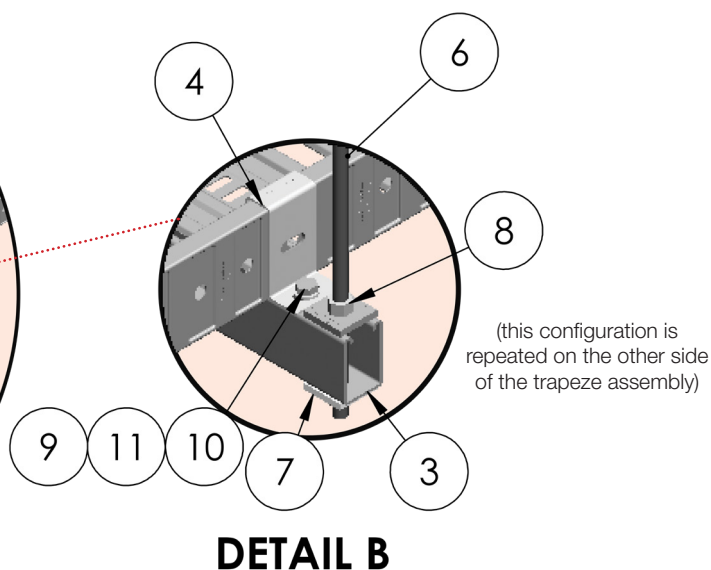
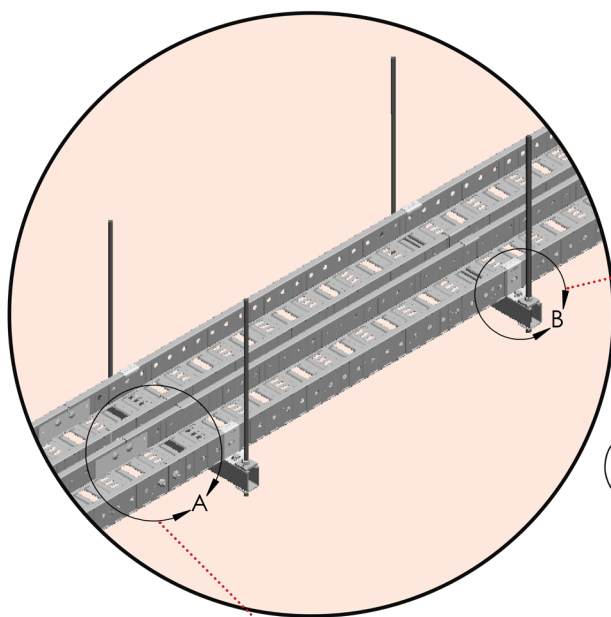
EzyStrut
Cable & Pipe Supports

AS/NZS3013:2005
FIRE RATED
CABLE SUPPORT SYSTEMS

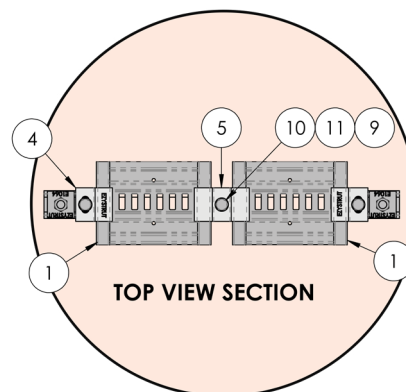
1	FRET5 Tray	7	E1008 Channel Nut
2	FRTBE5500 Trapeze Bracket	8	HS1030 Hex Screw
3	ET5HD Hold Down Bracket	9	FW10 Flat Washer
4	TR12 Threaded Rod	10	ET5S Splice Plate
5	HN12 Hex Nut	11	SBH Splice Nut
6	E1064 Flat Plate Fitting	12	CNH Splice Nut

This document is for installation guidance only, it should not be used as proof of conformance. All fire rated systems should be installed according to the originally quoted load ratings and support spans. Please contact EzyStrut for further information regarding compliance to the AS/NZS3013:2005 standards.

INSTALL GUIDE: TWIN FRET5 TRAY ON TRAPEZE



DETAIL A



KEY:

EzyStrut
Cable & Pipe Supports

AS/NZS3013:2005
FIRE RATED
CABLE SUPPORT SYSTEMS

1	FRET5 Tray	8	HN12 Hex Nut (install on top and bottom)
2	ET5S Splice Plate	9	E1008 Channel Nut
3	FRTBE5500 Trapeze Bracket	10	HS1030 Hex Screw
4	ET5HD Hold Down Bracket	11	FW10 Flat Washer
5	ET5SBSHD Hold Down Bracket	12	SBH Splice Bolt
6	TR12 Threaded Rod	13	CNH Splice Nut
7	E1064 Flat Plate Fitting		

This document is for installation guidance only, it should not be used as proof of conformance. All fire rated systems should be installed according to the originally quoted load ratings and support spans. Please contact EzyStrut for further information regarding compliance to the AS/NZS3013:2005 standards.